



VCS Emergencies
Partnership

VCS EP Pulse Check

Week of 25 January 2021

Results published 01 February 2021

Summary

- 61% of respondents in the London, 32% in the Midlands & East, 43% in the North, 19% in the South East and 30% in the South West reported significant or major **concerns about unmet needs** in their area in the 7 days prior to data collection
- **Mental Health/Isolation, Hardship and Food Poverty** were the most frequently mentioned unmet needs in the 7 days prior to data collection
- 30% of respondents reported significant or major concerns about the **capacity** of the voluntary sector to respond to local needs in the 7 days prior to data collection
- **Service Delivery/Capacity, Funding/Sustainability, and Volunteering** were the most frequently mentioned issues affecting voluntary sector capacity in the 7 days prior to data collection

About this survey

This survey was conducted between 25 – 27 January 2021. Of 198 organisations surveyed, 156 responses were received – a response rate of 79%.

Respondents were asked to provide a high-level assessment of unmet needs and voluntary sector capacity in the past 7 days and an indication of priorities in the following 14 days.

Respondents were asked for a general assessment based on existing knowledge of local conditions; responses should be interpreted as a rough indication of where gaps exist.

With this in mind, survey results should be used to highlight areas for further exploration and engagement rather than as a definitive picture of unmet needs in England.

Responses are grouped by VCS EP multi-agency cell (*see map on p.6*).

Contact: vcsep_im@redcross.org.uk

Concerns about the level of unmet needs in your area in the last 7 days?

Areas with major concerns flagged over unmet needs

	No concerns	Slight concerns	Significant concerns	Major concerns	Not sure
North	5%	50%	36%	7%	2%
Midlands & East	8%	59%	24%	8%	0%
London	0%	35%	57%	4%	4%
South East	19%	58%	19%	0%	3%
South West	4%	65%	26%	4%	0%
England	8%	54%	31%	5%	2%

London
- Kensington & Chelsea

Midlands & East
- Norfolk
- Nottinghamshire
- Peterborough

North
- Lancashire
- Bolton
- Bury
- Manchester
- Oldham
- Rochdale
- Salford
- Stockport
- Tameside
- Trafford
- Wigan
- East Riding of Yorkshire

South West
- North Somerset

Figures are rounded and may exceed 100% in total

Most frequently mentioned needs concerns* in the 7 days prior to data collection:

1. MENTAL HEALTH/ ISOLATION
2. HARDSHIP
3. FOOD POVERTY
4. HEALTH
5. DIGITAL DIVIDE

* Ranking of mentions of each issue in open text answers

Concerns about the capacity of the voluntary sector in your area in the last 7 days?

Areas with major concerns flagged over voluntary sector capacity

	No concerns	Slight concerns	Significant concerns	Major concerns	Not sure
North	14%	52%	24%	7%	2%
Midlands & East	19%	49%	22%	5%	5%
London	9%	43%	35%	13%	0%
South East	16%	58%	16%	3%	6%
South West	13%	57%	30%	0%	0%
England	15%	52%	24%	6%	3%

London

- Kensington & Chelsea
- Hackney
- Croydon

Midlands & East

- Norfolk
- Nottinghamshire

North

- Lancashire
- North Lincolnshire
- Bolton
- Bury
- Manchester
- Oldham
- Rochdale
- Salford
- Stockport
- Tameside
- Trafford
- Wigan

South East

- Kent

Figures are rounded and may exceed 100% in total

Most frequently mentioned capacity concerns* in the 7 days prior to data collection:



* Ranking of mentions of each issue in open text answers

Priority concerns* in your area in the next 14 days?

**MENTAL
HEALTH**

79%

**HARDSHIP &
FINANCIAL
SUPPORT**

68%

FOOD

42%

**IT ACCESS/
DIGITAL DIVIDE**

31%

VCSE groups (mostly with buildings) struggling to stay afloat. Ongoing concerns around cuts to third sector services in the forthcoming financial year

Refugee families struggling with digital exclusion, they are being missed through usual channels of support

People who were just about coping before the pandemic have been hit hard due to furlough and job loss, evidence shows that people living in poorer areas are more adversely affected

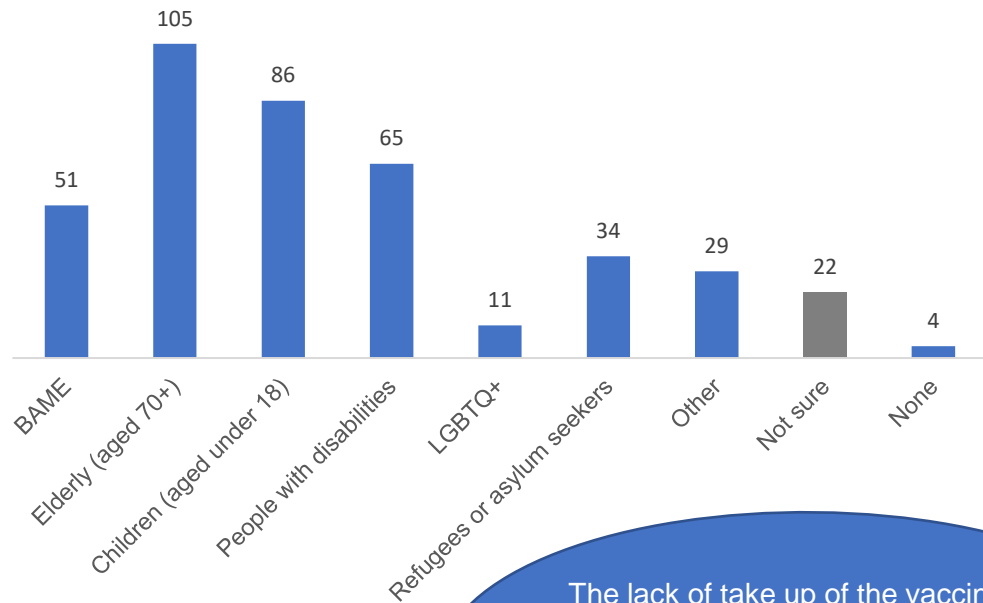
In this very cold spell fuel poverty is a significant issue for the elderly but also households with children that would normally be empty during the day

There is an ongoing challenge with getting people from rural areas to vaccination sites

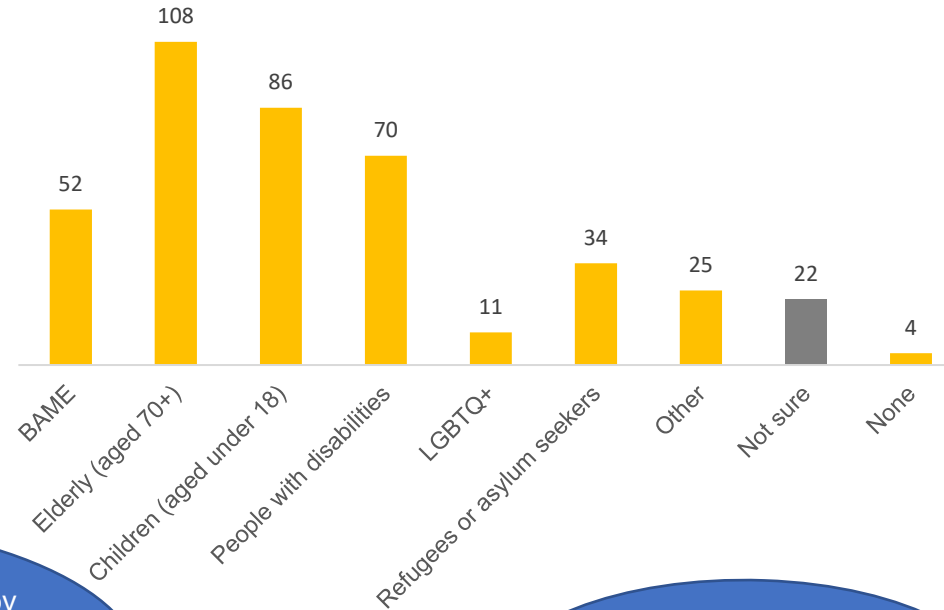
* Percentage of total respondents that answered this as one of the top three sectors of concern in the next 14 days. The list available to select from was: food, housing/temporary accommodation, mental health, healthcare, hardship & financial support, protection & safeguarding, employment advice & support, IT access/digital divide, fuel poverty, other, none, not sure.

Vulnerable populations

In the last 7 days, do you think any of these populations groups were in particular need of support?



In the next 14 days, do you think any of these population groups will be in particular need of support?



The lack of take up of the vaccine by BAME groups is a concern. It is particularly acute amongst black British, black Caribbean and black African communities

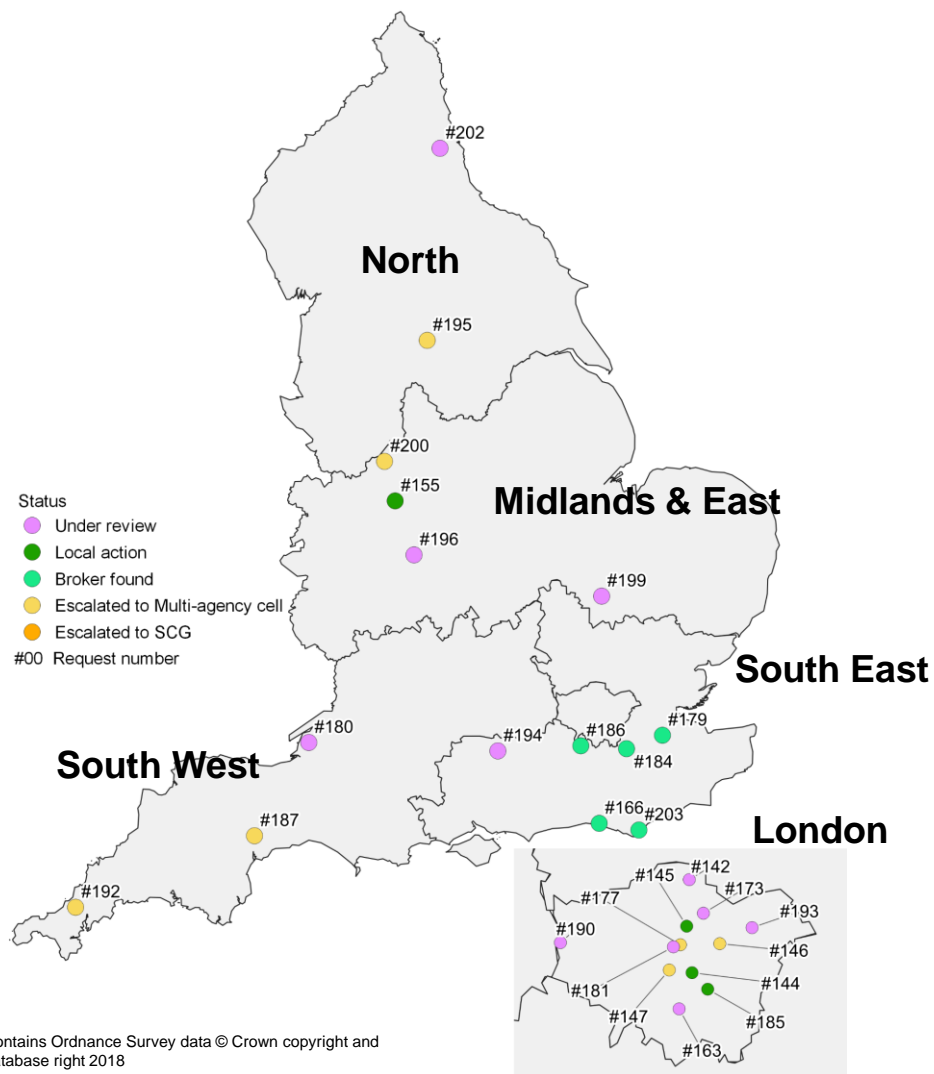
There has been an increase in scams and domestic fraud targeting the elderly

Other groups mentioned:

- Those facing redundancy
- People in rural communities
- Home-schooling and working parents
- Mental health
- Low income families/financial hardship
- Migrant workers
- Carers
- Isolated people
- Those with no recourse to public funds
- Refugees/asylum seekers
- Digitally excluded
- Clinically extremely vulnerable
- Homeless
- Those impacted by floods
- People with English as a second language

Requests for support

Status of open requests** for support as of 1 February



VCS EP open requests** for support as of 1 February

By category:

Transportation & delivery	3
Personal protective equipment	4
Funding advice	4
Guidance	1
Specialist training	3
Mental health or well-being	3
Volunteers	23
Other	5

By region:

Midlands & East	4
London	13
North	2
South East	6
South West	4

RE:ACT unmet needs requests in 30 days to 1 February*

By category:

Food	1
Testing	2
Welfare	1
Vaccinations	8
Lift and shift	1

By region:

Midlands & East	4
South East	1
South West	7
London	1

* Requests from England only

** Open requests on the VCS EP request for support sharepoint