



# VCS EP Pulse Check

Week of 16 November 2020

Results published 24 November 2020

## Summary

- 22% of respondents reported significant or major **concerns about unmet needs** in their area in the 7 days prior to data collection
- **Mental health** was the most frequently mentioned unmet need in the 7 days prior to data collection
- 19% of respondents reported significant or major concerns about the **capacity** of the voluntary sector to respond to local needs in the 7 days prior to data collection
- **Funding** and **increased demand** were the most frequently mentioned issues affecting voluntary sector capacity in the 7 days prior to data collection

## About this survey

This survey was conducted between 16–18 November 2020. Of 198 organisations surveyed, 135 responses were received – a response rate of 68%.

Respondents were asked to provide a high-level assessment of unmet needs and voluntary sector capacity in the past 7 days and an indication of priorities in the following 14 days.

Respondents were asked for a general assessment based on existing knowledge of local conditions; responses should be interpreted as a rough indication of where gaps exist.

With this in mind, survey results should be used to highlight areas for further exploration and engagement rather than as a definitive picture of unmet needs in England.

Responses are grouped by VCSEP multi-agency cell (*see map on p.6*).

Contact: [vcsep\\_im@redcross.org.uk](mailto:vcsep_im@redcross.org.uk)

# Concerns about the level of unmet needs in your area in the last 7 days?

	No concerns	Slight concerns	Significant concerns	Major concerns	Not sure
North	11%	64%	25%	0%	0%
Midlands & East	12%	64%	15%	3%	6%
London	0%	72%	22%	0%	6%
South East	7%	73%	17%	0%	3%
South West	6%	61%	28%	0%	5%
England	8%	67%	21%	1%	3%

Areas with major concerns flagged over unmet needs

## Midlands & East

- All Norfolk districts

*Figures are rounded and may exceed 100% in total*

Most frequently mentioned needs concerns in the 7 days prior to data collection:

<b>MENTAL HEALTH</b> 24 (%)*	<b>HARDSHIP</b> 14 (%)*	<b>FOOD</b> 11 (%)*	<b>ISOLATION</b> 11 (%)*	<b>DIGITAL EXCLUSION</b> 8 (%)*
---------------------------------	----------------------------	------------------------	-----------------------------	------------------------------------

\* Percentage of respondents mentioning each issue in open text answers

# Concerns about the capacity of the voluntary sector in your area in the last 7 days?

	No concerns	Slight concerns	Significant concerns	Major concerns	Not sure
North	6%	72%	19%	3%	0%
Midlands & East	24%	61%	15%	0%	0%
London	0%	72%	17%	0%	11%
South East	23%	63%	14%	0%	0%
South West	11%	61%	28%	0%	0%
England	14%	66%	18%	1%	1%

Areas with major concerns flagged over voluntary sector capacity

## North

- Oldham, Rochdale & Tameside

*Figures are rounded and may exceed 100% in total*

Most frequently mentioned capacity concerns in the 7 days prior to data collection:



\* Percentage of respondents mentioning each issue in open text answers

# Priority concerns in your area in the next 14 days?

**Mental health**

**(90%)\***

**Hardship/  
financial  
support**

**(61%)\***

**Food**

**(46%)\***

**Digital divide/  
IT access**

**(33%)\***

Domestic abuse charities report mounting pressures and that up to half of calls are going unanswered.

Organisations are finding responding to the increasing demands challenging and a massive strain on their resources.

Concerns around the wellbeing of elderly residents and those that are isolated, issues are compounded if they are digitally excluded.

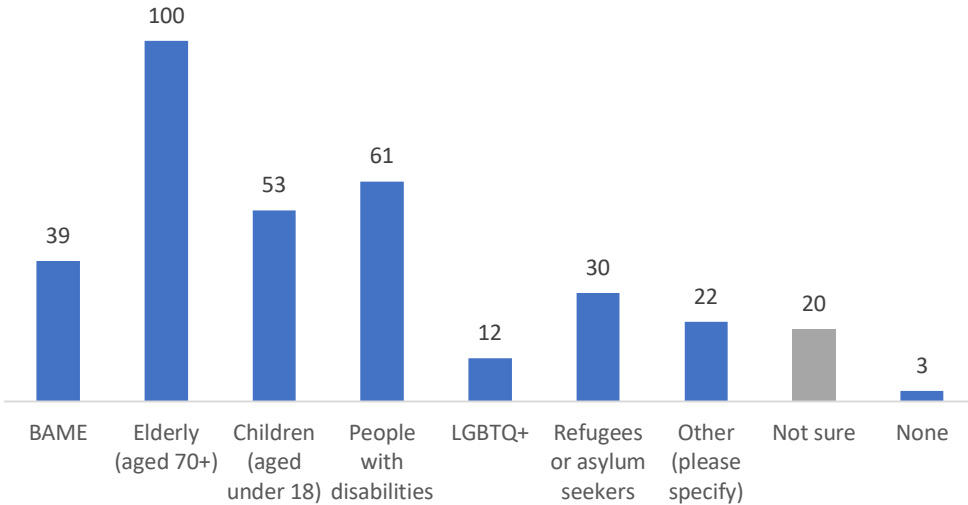
There is a huge need for food and financial support.

Growing demand around debt advice, hardship and unemployment.

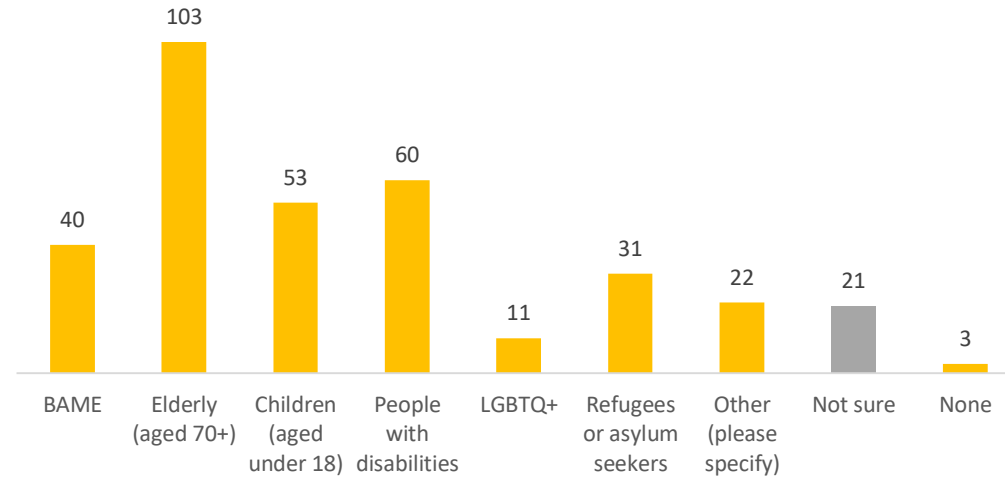
\* Percentage of total respondents that answered this as one of the top three sectors of concern in the next 14 days. The list available to select from was: food, housing/temporary accommodation, mental health, healthcare, hardship & financial support, protection & safeguarding, employment advice & support, IT access/digital divide, fuel poverty, other, none, not sure.

# Vulnerable populations

In the last 7 days, do you think any of these populations groups were in particular need of support?



In the next 14 days, do you think any of these population groups will be in particular need of support?

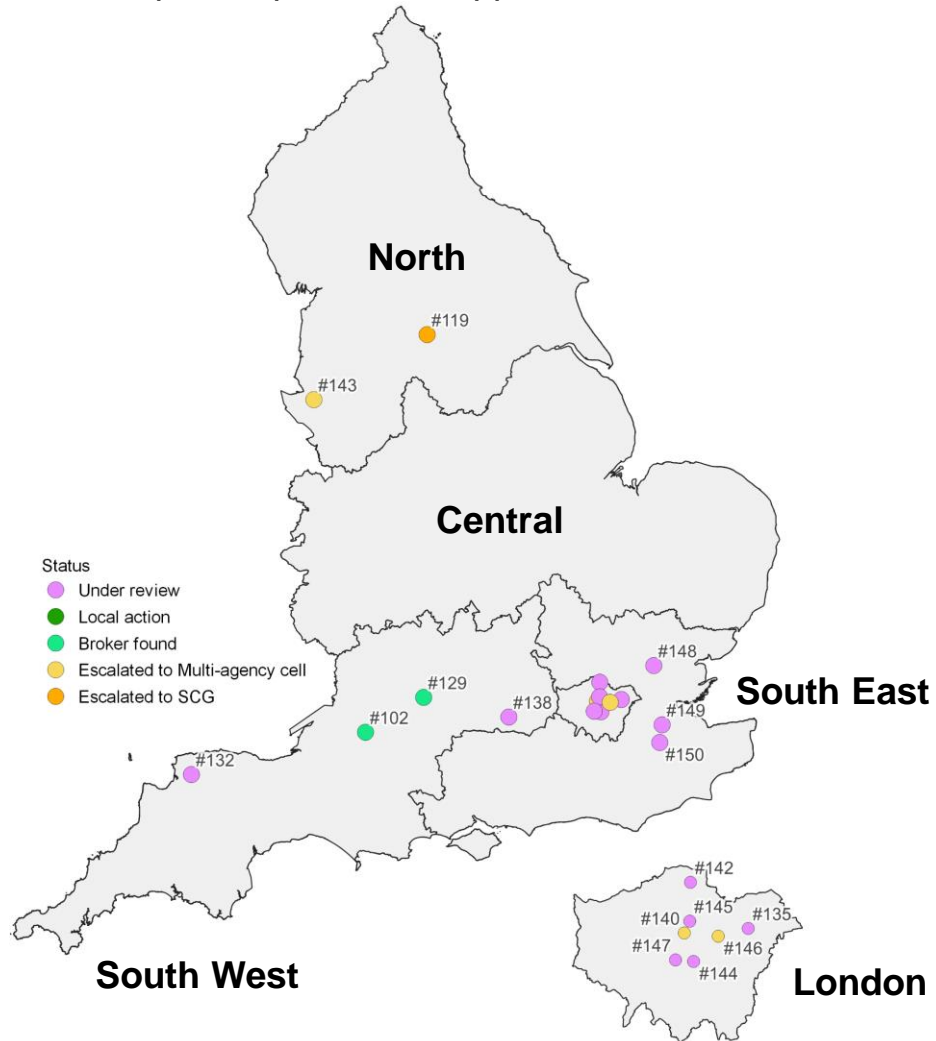


Other groups mentioned:

- Migrant workers
- Clinically extremely vulnerable
- Carers
- Homeless
- No recourse to public funds
- Jobseekers, recently redundant & unemployed
- Young people 18-25

# Requests for support

Status of open requests for support as of 23 November



Contains Ordnance Survey data © Crown copyright and database right 2018

VCS EP open requests for support as of 23 November

By category:

Transportation & delivery	2
Personal protective equipment	4
Funding advice	2
Guidance	1
Specialist training	1
Mental health or well-being	1
Volunteers	11
Other	4

By region:

Central	0
London	7
North	2
South East	3
South West	4

## RE:ACT unmet needs requests in 30 days to 23 November\*

By category:

Food	1
Mortuary	1
Testing	2
Welfare	1
Strategic planning & analysis	5

By region:

North	1
Central	4
South East	2
South West	3

\* Requests from England only